









Week commencing: 18/05/20

Year group: 2

Below are some suggestions for learning that your child can do at home this week. We understand that the situation is unprecedented, however we do recommend that the children stay in touch with their learning using the ideas given below. You can help keep your child in contact with the school via the email link shown at the end of this message. Your child may want to share their achievements with their teacher by photographing or scanning it and sending it via email. A teacher will reply with a comment about the work shared.

Please email any completed activities/work to: [homelearning@st-edmunds.suffolk.sch.uk](mailto:homelearning@st-edmunds.suffolk.sch.uk)

Subject/ Theme	Learning ideas and activities
English	<p><b><u>Spellings</u></b> <u>The suffixes '-ment' and '-ness' (list 29).</u> payment enjoyment agreement achievement adjustment darkness rudeness sadness greatness kindness</p> <ul style="list-style-type: none"><li>➤ These spellings are on spelling shed.</li><li>➤ The suffixes '-ment' and '-ness' can usually be added straight on to the end of root words.</li><li>➤ Choose five of the words in your spelling list and write your own definition for each word.</li></ul> <p><b><u>Reading</u></b> Please have a look and use the e-books on these websites, they are free to access! <a href="https://home.oxfordowl.co.uk/books/free-ebooks/">https://home.oxfordowl.co.uk/books/free-ebooks/</a> <a href="https://reado023n.myon.co.uk/library/browse.html">https://reado023n.myon.co.uk/library/browse.html</a></p> <p><b><u>English</u></b> There are some really good daily grammar activities on the BBC bitesize website, some can be downloaded and some are interactive <a href="https://www.bbc.co.uk/bitesize/dailylessons">https://www.bbc.co.uk/bitesize/dailylessons</a></p> <p><b><u>The Elves and the Shoemaker</u></b> I have uploaded a Talk for Writing booklet based on The Elves and the Shoemaker. There are a variety of activities which include reading comprehension, word definitions, verbs, adjectives and nouns. You can write your own elf story, carry out a science investigation and can even design some new clothes for the elves!</p>
Maths	<p>Please use the BBC bitesize website to help with home learning as there are some really good daily lessons for maths. <a href="https://www.bbc.co.uk/bitesize/dailylessons">https://www.bbc.co.uk/bitesize/dailylessons</a></p> <p><b><u>Multiplication &amp; Division</u></b> I have uploaded a multiplication and division booklet which revises the work we have done in class. Remind children to show their working out by drawing arrays and groups to help work out the word problems.</p>

Science, History or Geography	<p><b>Geography</b></p> <p><u>How do people's homes at Kampong Ayer compare with mine?</u></p> <p>Have a look at the photos of the homes in Kampong Ayer. They look very different to the houses in England because they are built on a river!</p> <p>The inside layout of the traditional homes of Kampong Ayer will be different to that of the homes of most children in the United Kingdom, in that they are single storey and reminiscent of a Malay 'long house' design. The inside is often one very long and wide reception room which stretches from the entrance porch and a sitting area to a kitchen, bathroom and toilet at the rear. This distance from front to back can be as much as 20m. On both sides of the long room there are often display cabinets; book cases; photographs on the walls; free standing clothes racks; cupboards with cutlery and crockery etc. At Kampong Ayer the long rooms are boarded with wooden planks and rugs or rattan mats on top. The bedrooms are positioned on both sides of the long room and accessed by doors from it.</p> <p>Have a look at the scale plan of a house in Kampong Ayer. The plan is clearly smaller than the actual house because it would be useless if it wasn't! Explain that maps are always smaller but accurate representations of places.</p> <p>Draw a plan of your house, try to make it as accurate as you can! Please e-mail in the plans of your houses, I would love to see your accurate drawing skills.</p>
Physical Education	<p>➤ Joe Wicks kids workout - 9.00am You Tube 'The Body Coach'</p> <p>➤ <b><u>Throwing and Catching</u></b></p> <p>Have a go at throwing and catching a ball. How many times can you throw and catch the ball without dropping it? Can you improve how many times you can throw and catch a ball over the week?</p>
Arty crafty ideas	<p>➤ 30 Day Art Challenge - I have attached a copy of this for you to look at.</p> <p>➤ Can you create a funky sandwich for your lunch? I look forward to seeing your photos on the home learning e-mail!!</p> <div data-bbox="400 1216 695 1507">  </div> <div data-bbox="783 1216 1074 1507">  </div> <div data-bbox="1161 1216 1465 1507">  </div> <div data-bbox="413 1514 683 1776">  </div> <div data-bbox="798 1514 1059 1776">  </div> <div data-bbox="1177 1514 1449 1776">  </div>
RE	<p>I have uploaded a lesson which tells us about the Gurdwara, the Sikh place of worship. The lesson is about how they share and show people are equal.</p>
Thrive	<p>The Thrive document has lots of fun activities that you can do with your family and the people you live with.</p>